

FORGET ME NOT



PAINTBOX
CRAFTS

FORGET ME NOT

easy

YOU WILL NEED

Paintbox is exclusively available at [lovecrafts.com](https://www.lovecrafts.com)

- Paintbox Crafts Stranded Cotton (embroidery floss):
 - 1 skein in Periwinkle 015
 - 1 skein in Forget Me Not 111
 - 1 skein in Lapis 058
 - 1 skein in Midday Sky 119
- Fabric
- Embroidery needle size 7
- Embroidery hoop 6in/15.5cm

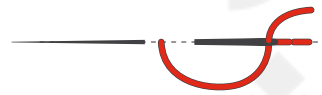
NOTES

Using the template provided and your preferred method, carefully transfer the design to the fabric.
All stitches are worked using 2 strands of thread unless indicated differently on the stitch guide.

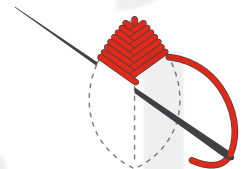
STITCHES FEATURED

Stuck on a stitch? Check out LoveCrafts' library of [embroidery stitch tutorials](#).

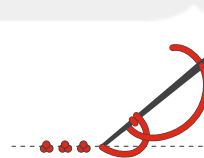
BACK STITCH



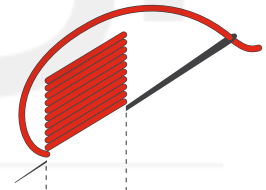
FISHBONE STITCH



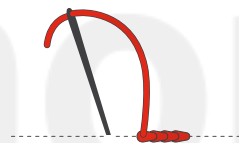
FRENCH KNOTS



SATIN STITCH




SPLIT STITCH



TEMPLATE

The design format is A4 so if you are printing on US letter, make sure to print at 100%.



STITCH & COLOR GUIDE

